



Welcome!



Autumn is one of my favourite times of year, with a cheerful buzz and the anticipation of new rain. It is a great time to get out into the garden. One of my autumn jobs is to see what plants need pruning back, and on occasion removing. This will make way for new plantings. It is also a good time to fertilise any winter flowering native plants like the spider net grevilleas and correas. In fact it is said to be the best time to fertilise the whole garden.

After a really terrific Garden Releaf Day we now have a busy couple of months ahead with the Perth Garden Festival, Easter, Anzac Day and then Mother's Day in May. There are lots of new release plants coming available like the Tucker Bush 'Youlk'.

We hope you have a great autumn and get lots of 'Green Minutes'.

Ross, Jackie, Alec and the team at Zanthorrea.



The edible tubers of the Youlk



Garden Releaf Day 2019

We had a beautiful day on March 24 for Garden Releaf Day. The weather couldn't have been better and we really appreciate everyone who made it out to support the event. Together we raised over \$2500 for Beyond Blue, who do a great job in helping people with anxiety and depression. Gardening is a good way to keep a strong healthy wellbeing, and so we are promoting 'Take Thirty Green Minutes' in the garden per week.



Mark presenting his talk on the Tucker Bush range at Garden Releaf Day.



Instagram

Zanthorrea is on Instagram and we love to share interesting stories and photos relating to Australian plants, gardening and people. Please join us by following our account and keep an eye out for the stories.

What's On



Easter Long Weekend

If you are looking for something to do this Easter, we are open all long weekend and will have the garden centre full of beautiful plants. Bring the kids in for some colouring in and a treasure hunt in the gardens.



Indoor Plants with Janine.

Indoor plants are a great addition to our homes. Please join us for some information on maintaining your indoor plants and some tips on keeping the plants looking great.

Saturday the 25th of May at 10am.

RSVP on 08 94546260.

Gold coin donation to Kanyana.



Mother's Day Morning Tea.

This Mother's Day (May 12) we are holding a Devonshire Tea and we hope you can bring Mum along for a nice cup of tea or coffee and scone. All proceeds will go to the National Breast Cancer Foundation.

9.30am till 12 noon.



Get Thirty Minutes in the Garden

Thirty minutes in the garden is said to be good for the soul and well being... it also really helps your garden thrive. Here is what gets us out into the garden in autumn.



Give Something Back for the Birds

I love the way the birds are just so busy in the morning garden. When I see them playing around I think to myself what else can I plant for them. It was a surprise for me one day when I spotted them feeding on a *Lechenaultia* 'Stirling Orange'. This low growing shrub was full of flowers and obviously an appealing place to stop.



Different birds like different plants, and it basically breaks down to nectar, nuts or insect attracting. Some plants such as *Hakea laurina* will do all three. A new dwarf form we have growing at Zanthorrea called *Hakea* 'Pink Fireworks' will suit the small garden.

TIP: If you have trouble keeping your *Lechenaultias* alive, it could be because they get a stem rot. Using 'Anti Rot' once a year makes them much more resistant to disease.




Building a Quenda Friendly Garden

You may have noticed many Quenda signs popping up in the Kalamunda area- in proportion to the build up in numbers of this lovely little garden 'helper'. When I say 'helper', they can leave your lawn looking like a war zone with craters all over. This is while they dig for insects and worms. The holes do aerate the soil for better water and mulch penetration, but returning home after a couple of weeks holiday can be a shock.

They have become regular visitors to the nursery, scurrying down the paths and through the display gardens. Although officially twilight feeders (crepuscular), they flit about any time of the day here. A half grown quenda seemed permanently installed under our Mango tree this season, feeding on any fruit the parrots have dropped.

We can't recommend you feed them with oats, honey or peanut butter, but can recommend you plant up for them: anything low growing and dense.



Here are some possibilities:

Strappy leafed grass-like plants: *Lomandra Tanika* or *hystrix* and *Dianella revoluta*.

Dense low growers: *Baeckea virgata* miniature and *Correa Dusky Bells*.



Ground covers: *Rhagodia spinescens*, *Grevilleas crithmifolia* and *thelemaniana*.

So enjoy the little furry beasts and kick soil into the holes with your feet as you wander through your garden.
- Alec



Feeding your Kangaroo Paws

Time to revamp those tired kangaroo paws! Shorter days and autumn rain will signal your kangaroo paws to start putting on growth and getting ready to produce those stunning flower spikes for spring. Remove any of last year's flower spikes right back to ground level and clear out any leaves and debris that has been caught by the clump over summer. Rejuvenate your tired old plants by cutting the leaves back to ground level to allow fresh new leaves to grow. Big, old plants can be split now. Feed with a complete, controlled release, native plant fertiliser.

Tip: If you want to boost flowering and disease resistance over winter, add some extra potassium (either liquid or granular) to your kangaroo paws!
- Amy



Autumn Planting



Grafted Red Flowering Gums

Grafted Corymbias add a brilliant splash of colour to the summer/autumn garden, but there may be some difficulty in getting them established. Here are some tips to getting these beauties going.

1) Water: They come from a region that gets a higher summer rainfall than Perth, so it is essential that they get plenty of water and that the water is penetrating the soil. Use of a soil wetter is highly recommended. You can safely water 5L daily for the first summer for the best result.

2) Improve the soil. Though they like a well drained soil, the poor sandy soils of Perth are not ideal. Add plenty of soil improver and clay to a sandy soil.

3) The graft: Grafted plants guarantee the flower colour. They usually flower within a few years of planting. Remove any shoots from below the graft as they can eventually take over the plant.

4) Fertilise: A regular feed of an organic native plant food is best, autumn and spring. An extra application of Sulfate of Potash when buds are forming will help the plants produce stunning flowers.

Tip: If you live in an area with a very poor soil, these beauties can be grown in large pots with a good quality native potting mix. In this case tip pruning after flowering to reduce the load on the plant. ~Ross

New Plants for Autumn




Youlk (*Platysace deflexa*)

The Youlk is a perennial native vegetable that grows approximately 40cm high by 1m wide. It can be harvested throughout the year.

It is best grown in a large pot with a free draining native potting mix. If planting in the ground it is recommended to mix in some soil improver, and water in with some seasoil. The tubers are best picked small as the larger tubers can taste pithy.

Uses: raw and thinly sliced, in salads, stews, pies or roasted with a little salt and butter. ~Janine



Pastel Pea

This surprise version of the stunning heart leaf flame pea (*Chorizema cordatum*) at first glance may be considered insipid alongside its showy red, pink and orange mate. However, its pastel colour will suit many gardens with a softer theme. I love it and we have trialled it in our home garden. It has proved compact with bright leaves and vigorous growth.



It's Everlasting Time!

Yes, it's time to plant everlasting seed now. We notice the beautiful pink and white daisy flowers in early spring, but by then it may be too late to plant for a brilliant show.

Growing everlastings is easy.

It's worth waiting until after the first rains, and then remove any weed growth that pops up.

Pull the mulch back, then rake the bare ground roughly.

Mix a pack of seed with soil improver and spread over the soil. The organic material will separate the seed and hold the moisture around the emerging seedlings.

If snails are present in your garden, use pet-safe iron-based snail pellets to protect the plants.

Every few weeks, fertiliser with an organic liquid fertiliser for stronger growth.



Verge Sheets

Autumn is a great time to rejuvenate a tired verge. Why not plant out a native verge garden. We have some new leaflets available instore to make it easy to plan your verge. Pop into Zanthorrea and ask our friendly staff for a leaflet that suits your soil type. ~Janine



From the Gift Shop

Hooray for Easter, Mothers Day, public holidays and cooler weather meaning more time in the garden!



Sweet Treats

Looking for something sweet other than chocolate? Check out this glass honeybee kitchenware. (Cups arriving in May).



Also find locally produced gourmet honey, sweets and tea to choose from: 'The House of Honey', 'Golden Whisk' and 'Honey In The Garden'.



How about these cute favourites from Barney Gumnuts and Friends? Pair an egg cup with a sweet little Barney gumnut ornament.



You may like to give a egg shaped soap or bath bomb! They smell divine, just not edible!



Mothers Day

These pretty delights will be arriving at Zanthorrea soon! They are available as trowel & fork set, pruner & holster set, storage tin, gloves, and comfortable kneelers.




New garden giftware range - in store soon!

All about the plants:

This new Cellfast range offers a lightweight ergonomic option for the tools in your garden, made from a durable fibreglass composite. They are designed and manufactured in Poland.



Pots are the new black right now. If you are looking for an unusual gift for someone, then pop a little succulent into a unicorn, or grow a plant out of a face pot. Choose from our extensive range of hanging plants and indoor pots!



Haws Watering Cans: made in England with a 10 year guarantee, and come in many shapes, sizes and materials. - Danielle



Zanthorrea nursery

155 Watsonia Road, Maida Vale
Western Australia, 6057
Phone: (08) 9454 6260
Fax: (08) 9454 4540
www.zanthorrea.com